


CONTRAFLAM® Structure 60 Installation Instructions



- n Clean the glass edges to be sealed
- n Remove excess polysulfide by razor blade / steel wool (grade 00)



- n Clean the glass edge with methylated spirit or ethyl alcohol

(Do not use glass-cleaning agent, benzene, toluene, isopropanol or other solvents!)



- n Apply KERAFIX intumescent tape on vertical glass edge
- n Ensure the tape is in center position



- n Insert / apply cable straps on edges to be sealed
- n Use them for later adjustment of panes



- n Place glass panes on setting blocks



- n Install further glass panes and adjust / align with cable straps



- n Inject Silicone into the joint and remove excessive material




- n Check linearity and joint width over the entire height
- n Adjust where required

CONTRAFLAM® Structure 120 Installation Instructions



- n Clean the glass edges to be sealed
- n Remove excess polysulfide by razor blade / steel wool (grade 00)




- n Clean the glass edge with methylated spirit or ethyl alcohol

(Do not use glass-cleaning agent, benzene, toluene, isopropanol or other solvents!)



- n Apply 2 pieces of KERAFIX intumescent tape on vertical glass edges
- n Ensure both pieces of tape are evenly positioned side by side vertically



- n Insert / apply cable straps on edges to be sealed
- n Use them for later adjustment of panes



- n Place glass panes on setting blocks



- n Install further glass panes and adjust / align with cable straps



- n Inject Silicone into the joint and remove excessive material



- n Check linearity and joint width over the entire height
- n Adjust where required